GOTTA GO FLAMINGO

BATTERIES

3 x TEMPORARY BATTERIES INCLUDED FOR TRY-ME FEATURE.
REPLACEMENT BATTERIES NOT INCLUDED. Requires 3 x AAA/R06 Batteries.
2mm head screwdriver (not included) needed to replace batteries.

- Alkaline batteries recommended.
- Batteries must always be inserted and removed by an adult.
- Take special care to ensure batteries are inserted correctly, observing (+) and (-) marks on battery and product.
- Do not attempt to recharge non-rechargeable batteries.
- Rechargeable batteries must be removed from toy before recharging.
- Removal and recharging of rechargeable batteries should be carried out by an adult.
- Avoid short circuiting the contacts in the battery compartment or the battery terminals.
- Remove exhausted batteries from product.
- Do not mix old (used) and new batteries or batteries of different types, e.g. rechargeable and alkaline.
- Do not attempt to power battery products by the introduction of main supply or separate power supplies, and do not attempt to plug any part of this product into the mains supply.
- Dispose of exhausted batteries safely and never dispose of batteries in a fire.
- Remove batteries from product after use or if storing for long periods.
- Only use batteries of the same equivalent type to those recommended.
- Batteries should be recycled or disposed of as per state and local guidelines.

Help the environment by disposing of your product and batteries responsibly. The wheelie bin symbols indicate that the product and batteries must not be disposed of in the domestic waste, as they contain substances which can be damaging to the environment and health. Please use designated collection points or recycling facilities when disposing of the item or batteries.

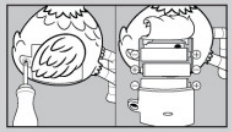

1. FEED

1. Open Gotta Go Flamingo's beak.
2. Using the Scoop, slowly pour the Flamingo Food down the throat.
3. Stop feeding when food no longer goes down throat.
4. Close Gotta Go Flamingo's beak!
5. When he sings the Gotta Go song, quickly place him on the Toilet!



2. GOTTA GO!

Once on the Toilet, watch as he makes amazing poops!

3. FEED AGAIN...

Over A Sink: 1. Take the Seat off the Toilet and pour the contents back into the Scoop to filter the water out.
2. Shake the Scoop to help drain excess water.
3. Watch as it becomes food again!

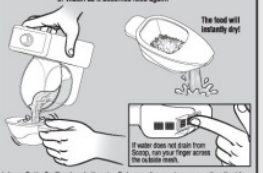

WARNING: Food is for Gotta Go Flamingo, not kids! Do not eat the Flamingo Food.

TIPS: • Use your finger to help gently push the food down Gotta Go Flamingo's throat • Only use clean water, never other liquids. • Do not leave Flamingo Food or water in the Toilet for extended periods of time. • Store Flamingo Food in Scoop.

TALK BACK

Talk and Gotta Go Flamingo will immediately repeat what you say!

Press the Playback button to hear the most recent recording again.

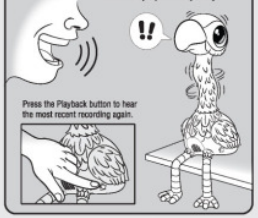

SLEEP MODE

When you leave Gotta Go Flamingo alone, he will occasionally make tired noises. Gotta Go Flamingo will eventually sleep.

You can wake Gotta Go Flamingo at anytime by:

- Opening then closing the mouth
- Pressing the Playback switch
- Placing the Flamingo on the toilet
- Turning the switch from 'ON' to 'OFF', then back to 'ON'

TROUBLESHOOTING

For best performance and to avoid any potential malfunction, do not restrict movement of the neck.

The Flamingo does not move it's neck after eating:

- Always ensure the switch is 'ON', not in the 'OFF' or "TRY ME' position.
- Battery may be low. Low batteries may not allow full function.
  - Insert 3 fresh batteries as described in the "Batteries" page of this manual. Always ensure they are placed in the correct polarity.
- Ensure the beak is fully closed.

The Flamingo does not react to your voice:

- Speak closer to the microphone.
- Ensure that there is no excessive background noise.
- Do not open/close beak while talking.
- Ensure switch is in ON position, not TRY ME.
- Check that the microphone is not covered by anything.

The Flamingo does not poop when sitting on the toilet:

- Ensure the Flamingo is placed on the toilet properly and that the toilet switch is activated.
- Ensure the Flamingo Food has been fed to the Flamingo before placing him on the toilet.
- Ensure the beak is closed.
- Do not press the Playback switch.
- Make sure the power switch is in the 'ON' position.

Short battery life:

- Switch the Flamingo 'OFF' when not in use.
- Do not restrict any movement of the Flamingo as this shortens battery life.

Does not sing the Gotta Go Song:

- Ensure beak is closed.

Flamingo is not swallowing the food:

- Whilst feeding, encourage food down throat by tilting Gotta Go Flamingo backwards slightly.
- Use your finger to help gently push any remaining food down the throat.
- Do not overfeed your Flamingo - it may already have a full stomach! Allow Gotta Go Flamingo to poop before feeding again.

Flamingo Food Spillage

- Do not reuse spilled Flamingo food. Flamingo food needs to be pure and free of contaminants to ensure proper function.
- Flamingo food is environmentally safe. Dispose of spilled Flamingo food into general waste.
- If rubbed, the coarse nature of Flamingo Food may result in micro-scratches on play surface.
  - Gently collecting any spillage (as it occurs) with a vacuum or soft cloth can avoid this.

SAFETY PRECAUTIONS

WARNING: LITTLE LIVE PETS® GOTTA GO FLAMINGO CONTAINS ELECTRONICS: IMMERSING IN, OR PLACING UNDER RUNNING WATER/LIQUIDS MAY DAMAGE OR DESTROY PRODUCT.

- **IF FLAMINGO FOOD ENTERS EYES, RINSE THOROUGHLY WITH CLEAN WATER.**
- **THIS PRODUCT IS INTENDED FOR INDOOR USE ONLY. DO NOT USE OUTDOORS – DIRT, GRASS, CEMENT WILL DAMAGE THE FINISH AND/OR THE SENSORS.**
- **HIGH ELECTRICAL INTERFERENCE (SUCH AS NEAR A VACUUM CLEANER) MAY INTERFERE WITH THE TOY'S ELECTRONICS. IF THE TOY BEGINS ACTING STRANGELY IT SHOULD BE RESTARTED.**
- **IF NORMAL OPERATION DOES NOT RESUME, MOVE THE PRODUCT TO ANOTHER LOCATION AND TRY AGAIN.**

FCC STATEMENT

This device complies with part 15 of the FCC rules. Operation is subject to the following two conditions: (1) This device may not cause harmful interference, and (2) this device must accept any interference received, including interference that may cause undesired operation.

CAUTION: Changes or modifications not expressly approved by the party responsible for compliance could void the user's authority to operate the equipment.

NOTE: This equipment has been tested and found to comply with the limits for a Class B digital device, pursuant to Part 15 of the FCC Rules. These limits are designed to provide reasonable protection against harmful interference in a residential installation. This equipment generates, uses and can radiate radio frequency energy and, if not installed and used in accordance with the Instructions, may cause harmful interference to radio communications. However, there is no guarantee that interference will not occur in a particular installation. If this equipment does cause harmful interference to radio or television reception, which can be determined by turning the equipment off and on, the user is encouraged to try to correct the interference by one or more of the following measures:

- Reorient or relocate the receiving antenna.
- Increase the separation between the equipment and receiver.
- Connect the equipment into an outlet on a circuit different from that to which the receiver is connected.
- Consult the dealer or experienced radio/TV technician for help.

WARNING: NOT SUITABLE FOR CHILDREN UNDER 3 YEARS.
DO NOT PLAY SOUNDS CLOSE TO YOUR EAR!

CAUTION: USE UNDER PARENTAL SUPERVISION. FLAMINGO FOOD IS 100% AQUA-SAND™ AND CONTAINS NO EDIBLE CONTENT; DO NOT EAT. IF AQUA-SAND™ ENTERS THE EYE RINSE THOROUGHLY WITH CLEAN WATER. NEVER RUB EYES WITH SAND PARTICLES. IF SWALLOWED DRINK PLENTY OF WATER. IF IRRITATION PERSISTS CONSULT A PHYSICIAN. FLAMINGO CONTAINS INTERNAL ELECTRONICS: DO NOT SUBMERGE IN WATER; SURFACE WASH ONLY.

IMPORTANT: PLEASE REMOVE ALL PACKAGING ATTACHMENTS BEFORE GIVING THIS PRODUCT TO A CHILD. EMPTY TOILET WHEN FINISHED PLAYING. CLEAN AND DRY TOILET BEFORE STORAGE. PLEASE RETAIN PACKAGING DETAILS FOR FUTURE REFERENCE. COLORS AND CONTENTS MAY VARY. CONFORMS TO ASTM D-4236.

CONTENTS:
1x Flamingo, 1x Toilet, 1x Scoop,
1x Flamingo Food, 1x Instruction Manual

CE

⚠ **WARNING:** **CHOKING HAZARD** - Small parts. Not for children under 3 years.

moose toys
www.moosetoys.com

WWW.LITTLELIVEPETS.COM

©2019 Moose.

MADE IN CHINA

Gotta Go Flamingo

INSTRUCTION BOOKLET

AGE 4+

Little Live Pets

moose toys